









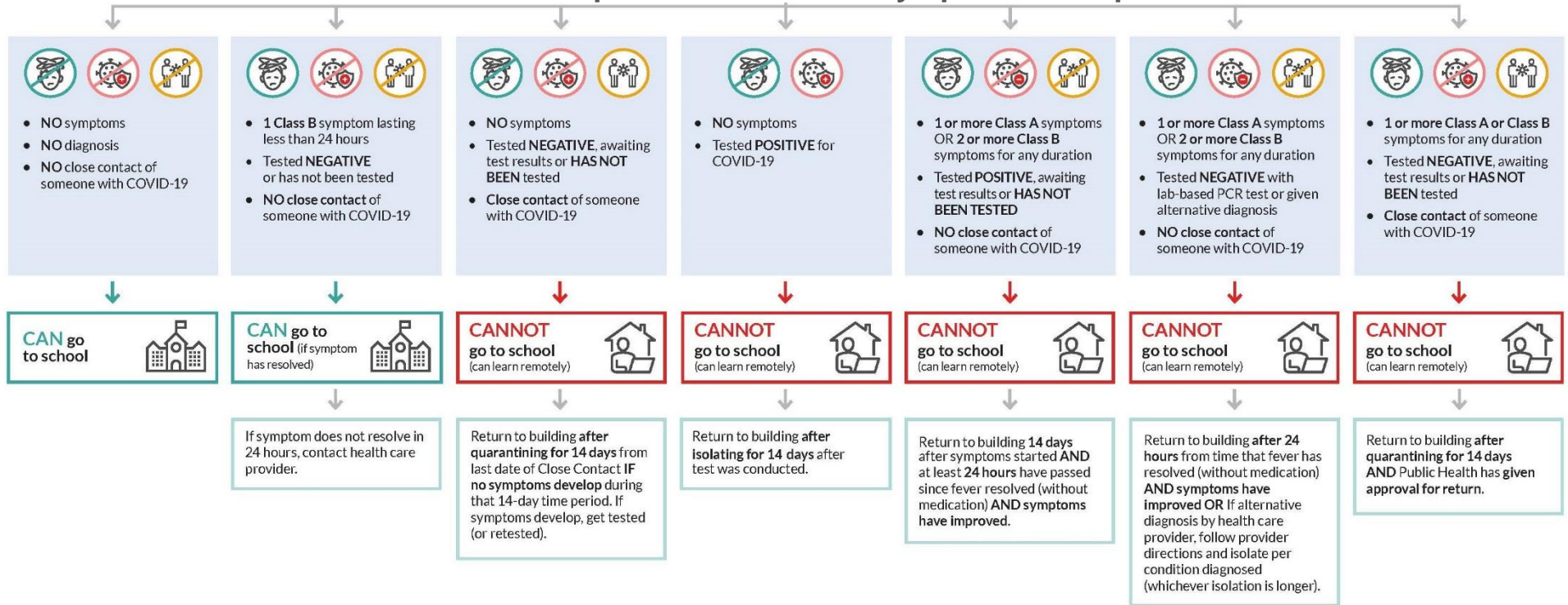


McCleary School District Symptom Flow Chart

COVID-19 SYMPTOMS					CLOSE CONTACT INFO
<div style="display: flex; justify-content: space-around;"> <div style="text-align: center;"> <p>Class A Symptoms</p>  <p>Fever (100.4°F)</p>  <p>Chills</p>  <p>Cough</p>  <p>Shortness of Breath</p>  <p>Loss of taste &/or smell</p> </div> <div style="text-align: center;"> <p>Class B Symptoms</p>  <p>Headache</p>  <p>Fatigue Muscle or body aches</p>  <p>Congestion Runny Nose</p>  <p>Nausea or Vomiting or Diarrhea</p>  <p>Sore Throat</p> </div> </div>					<p>“Close Contact” means being within 6 feet of a person with COVID-19 for about 15 minutes or more. Members of a household are considered to be close contacts. Close contacts are identified by Public Health.</p>

Screen ALL for potential COVID-19 symptoms or exposure



Questions?

Shannon Ramsey-Superintendent
 (360) 470-0063
sramsey@mcclary.wednet.edu

John Heley-Principal
 (360) 495-3204
jheley@mcclary.wednet.edu

This care pathway was designed to assist school personnel and families. It is not intended to replace the clinicians judgment or establish a protocol for all patients with a particular condition. Diagnosis and treatment should be under the close supervision of a qualified health care provider.

Updated: 01/18/21 SR

This care pathway was designed to assist school personnel and families. It is not intended to replace the clinicians judgment or establish a protocol for all patients with a particular condition.

Diagnosis and treatment should be under the close supervision of a qualified health care provider.

Updated: 01/18/21 SR